

Stage 1, Range 1**Breakfast at Tiffany's**

Stage Procedure: On signal shoot all targets from Area A.

Scoring: Comstock

Targets: 4 IPSC, 1 Pepper Popper

Possible Points: 45

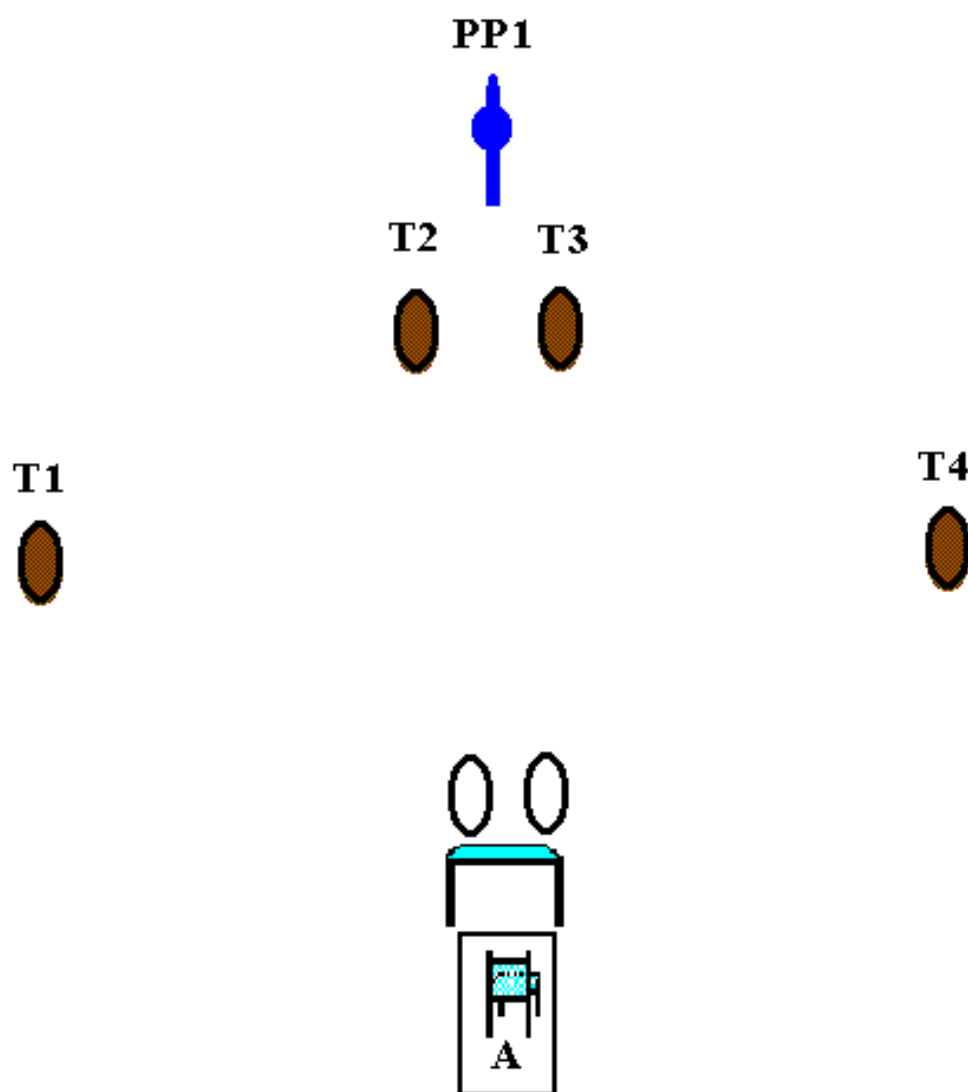
Minimum Rounds: 9

Start Position: Seated at table in Area A, both elbows on table, knife in one hand and fork in other hand. Both feet under table. Gun loaded and holstered.

Start: On audible signal

Stop: Last shot

Penalties: As per current IPSC rules



Stage 2, Range 1**A Low Down Dirty Shame**

Stage Procedure: On signal shoot all targets from Area A.

Scoring: Comstock

Targets: 4 IPSC

Possible Points: 40

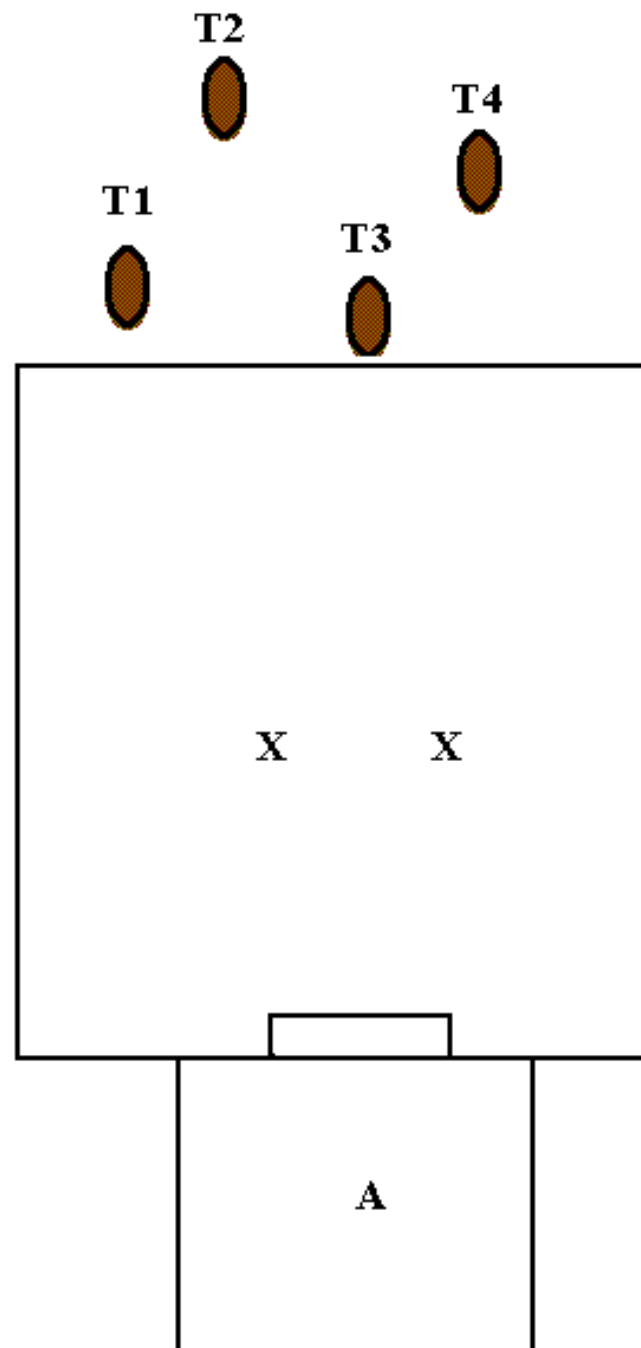
Minimum Rounds: 8

Start Position: Standing in Area A with palms on Xs marked on wall, facing down range. Gun loaded and holstered.

Start: On audible signal

Stop: Last shot

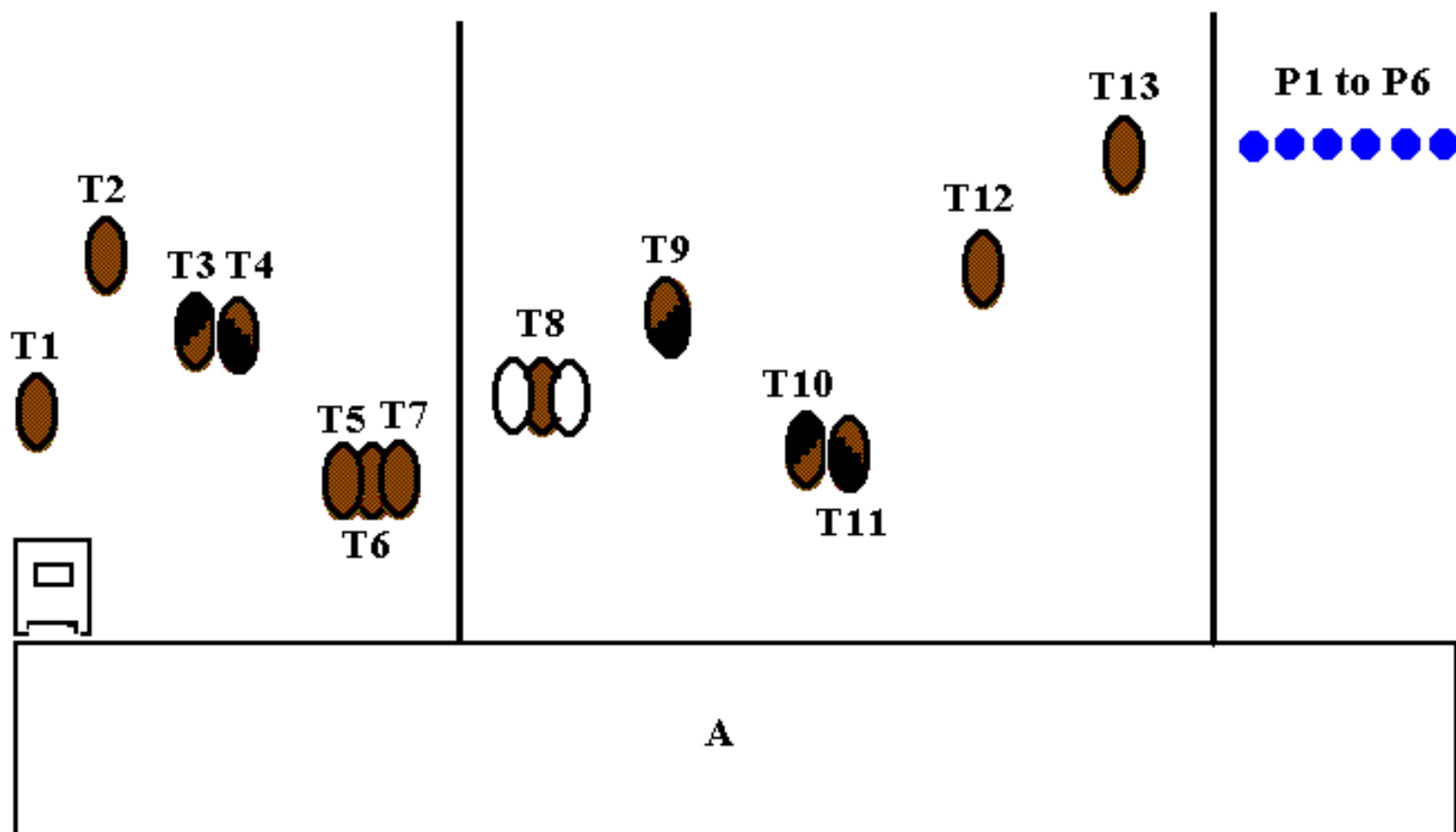
Penalties: As per current IPSC rules.



Stage 3, Range 1**The Good, the Bad and the Ugly**

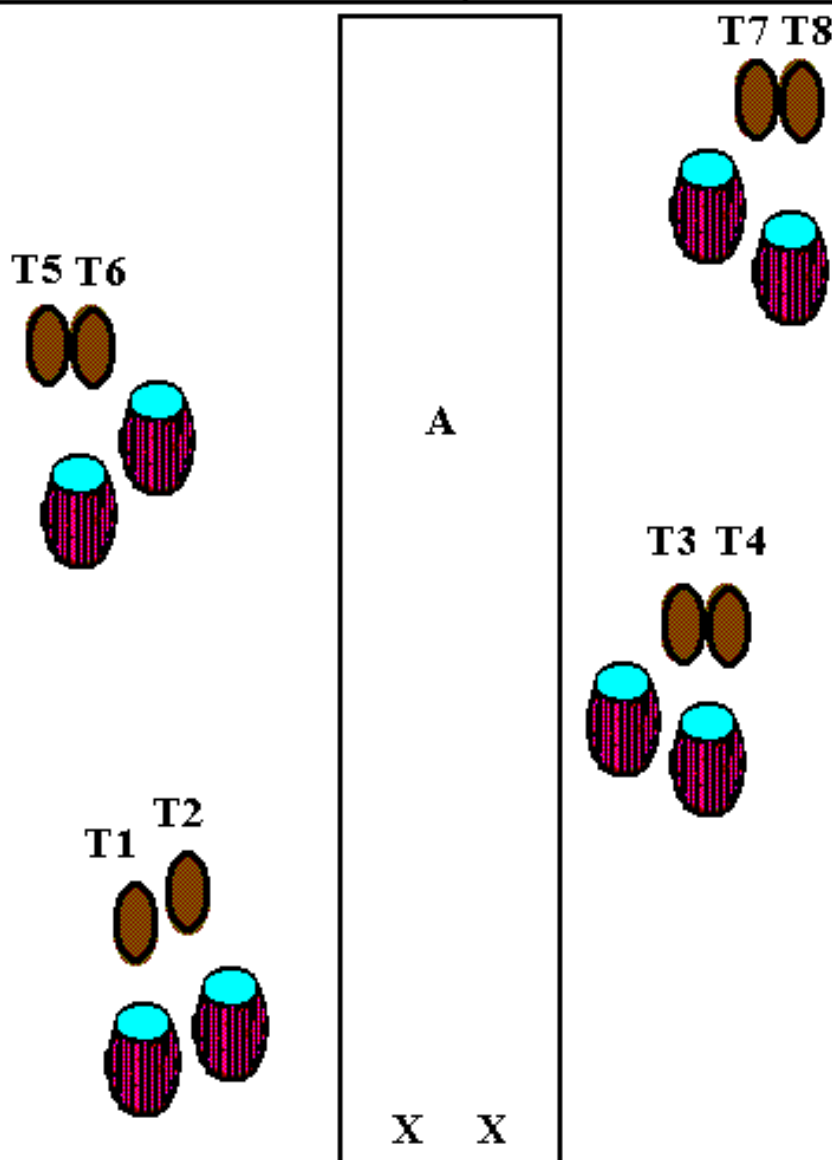
Stage Procedure: On signal retrieve and load gun. Shoot all targets from Area A as they become visible.

Scoring: Comstock
Targets: 13 IPSC, 6 Plates
Possible Points: 160
Minium Rounds: 32
Start Position: Standing in Area A, facing up range, hands clasped behind back. Gun unloaded in drawer with hammer down, mags on belt.
Start: On audible signal
Stop: Last shot
Penalties: As per current IPSC rules



Stage Procedure: On signal shoot all targets from Area A as they become visible.

Scoring: Comstock
Targets: 8 IPSC
Possible Points: 80
Minimum Rounds: 16
Start Position: Standing with feet on Xs in Area A facing down range. Gun loaded and holstered.
Start: On audible signal
Stop: Last shot
Penalties: As per current IPSC rules



Stage Procedure: On signal shoot all targets from Area A.

Scoring: Comstock

Targets: 4 IPSC

Possible Points: 40

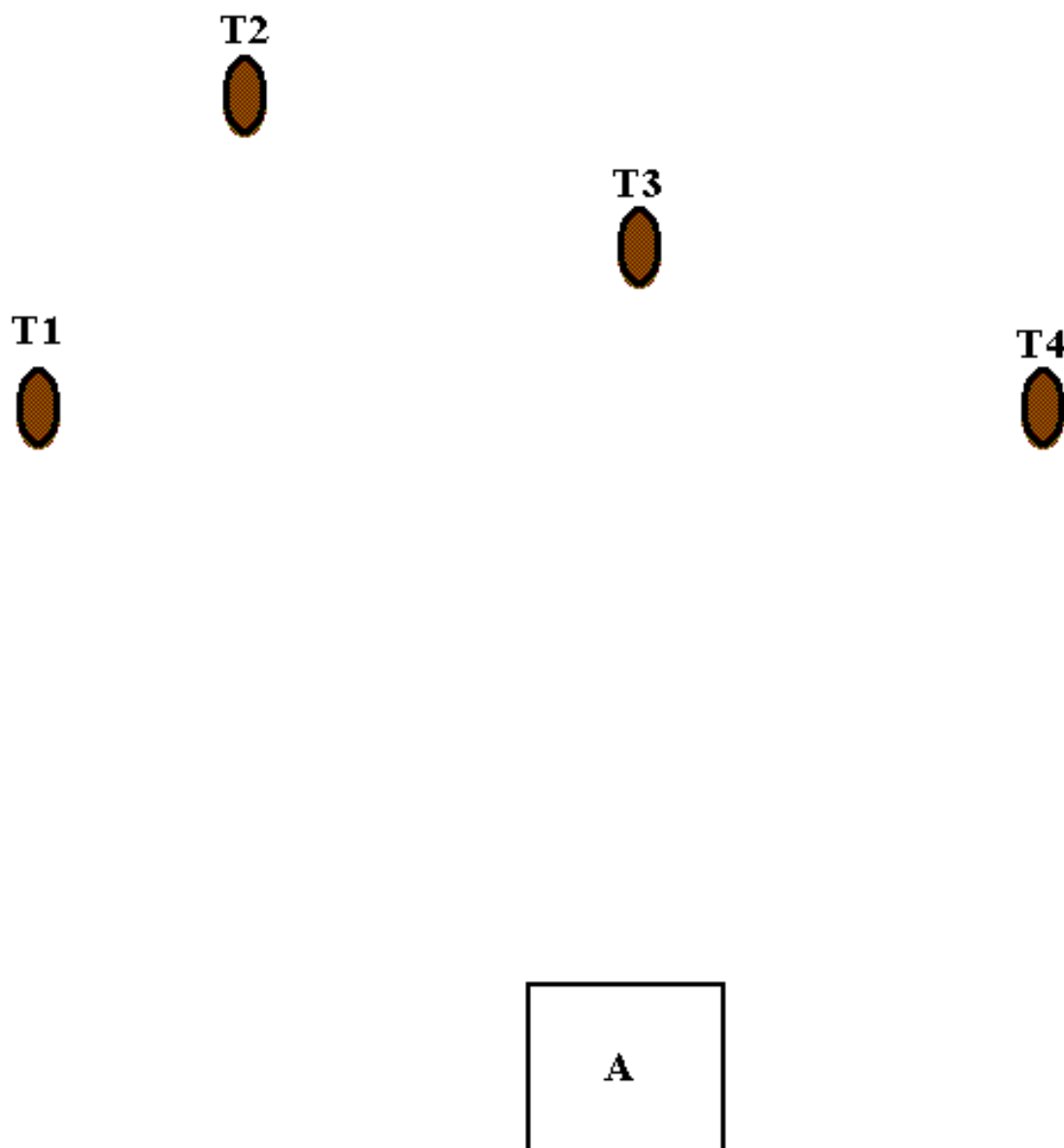
Minimum Rounds: 8

Start Position: Standing in Area A, facing down range, arms relaxed at sides. Gun loaded and holstered.

Start: On audible signal

Stop: Last shot

Penalties: As per current IPSC rules



Stage 6, Range 2**... Only the Holes it Leaves****Stage Procedure: On signal shoot all targets from Area A.****Scoring: Comstock****Targets: 4 IPSC****Possible Points: 40****Minimum Rounds: 8****Start Position: Standing in Area A, facing down range, arms relaxed at sides. Gun loaded and holstered.****Start: On audible signal****Stop: Last shot****Penalties: As per current IPSC rules****T1****T2****T3****T4****A**

Stage 7, Range 2**Ports of Call**

Stage Procedure: On signal shoot all targets from Area A as they become visible.

Scoring: Comstock

Targets: 8 IPSC

Possible Points: 80

Minimum Rounds: 16

Start Position: Standing in Area A with palms on Xs at either end, facing down range. Gun loaded and holstered.

Start: On audible signal

Stop: Last shot

Penalties: As per current IPSC rules

T1 T2



T7 T8



T6



T3 T4 T5

X X



X X



A

Stage Procedure: On signal shoot all targets from Area A.

Notes: T1 is a drop turner activated by PP1. T4 is a drop turner activated by PP4.

Scoring: Comstock

Targets: 4 IPSC, 4 Pepper Poppers

Possible Points: 60


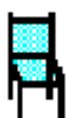
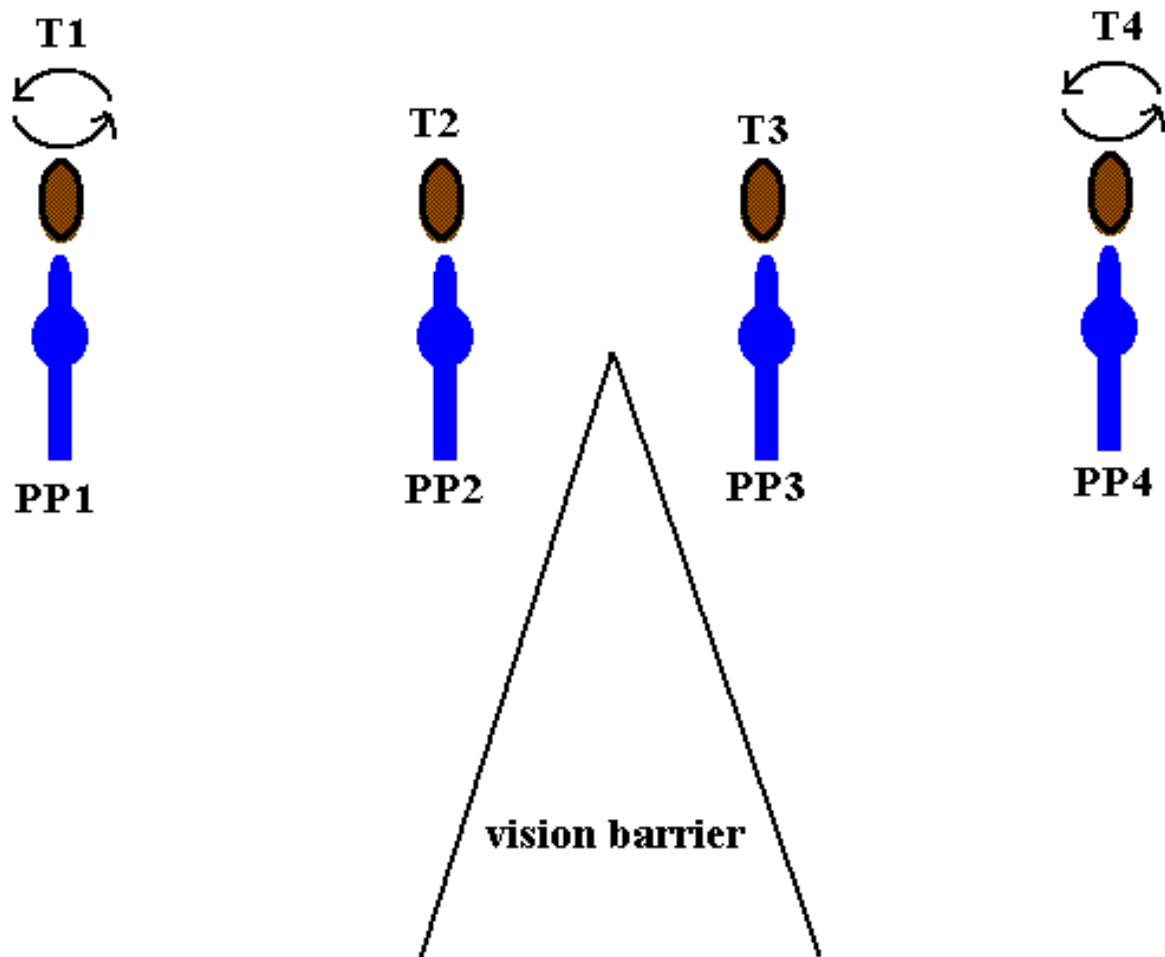
Minimum Rounds: 12

Start Position: Seated in chair outside of Area A, facing up range, hands on knees. Gun loaded and holstered.

Start: On audible Signal

Stop: Last shot fired

Penalties: As per current IPSC rules.



Stage Procedure: On signal shoot all targets from Area A as they become visible.

Notes: T11 - T14 are only visible over wall.

Scoring: Comstock

Targets: 14 IPSC

Possible Points: 140

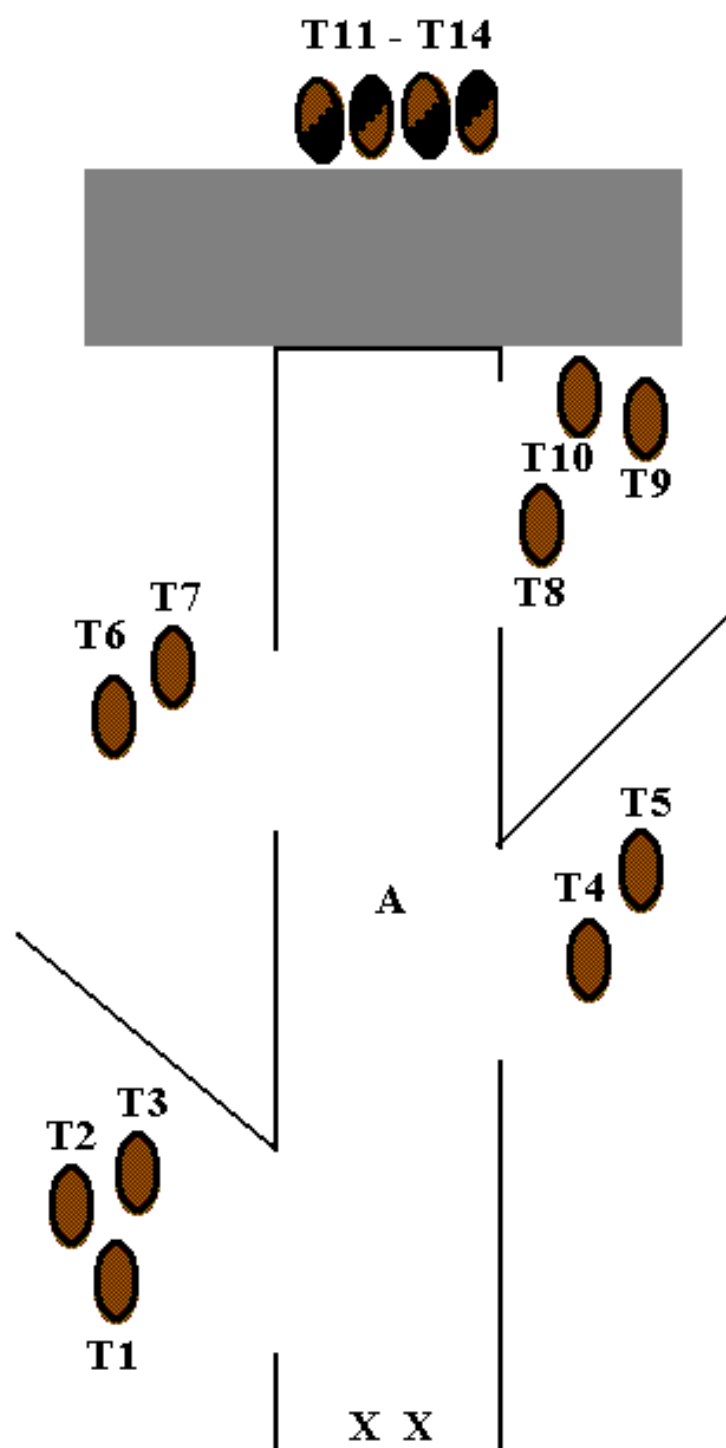
Minimum Rounds: 28

Start Position: Standing in Area A with feet on Xs, hands relaxed at sides, facing down range. Gun loaded and holstered.

Start: On audible signal

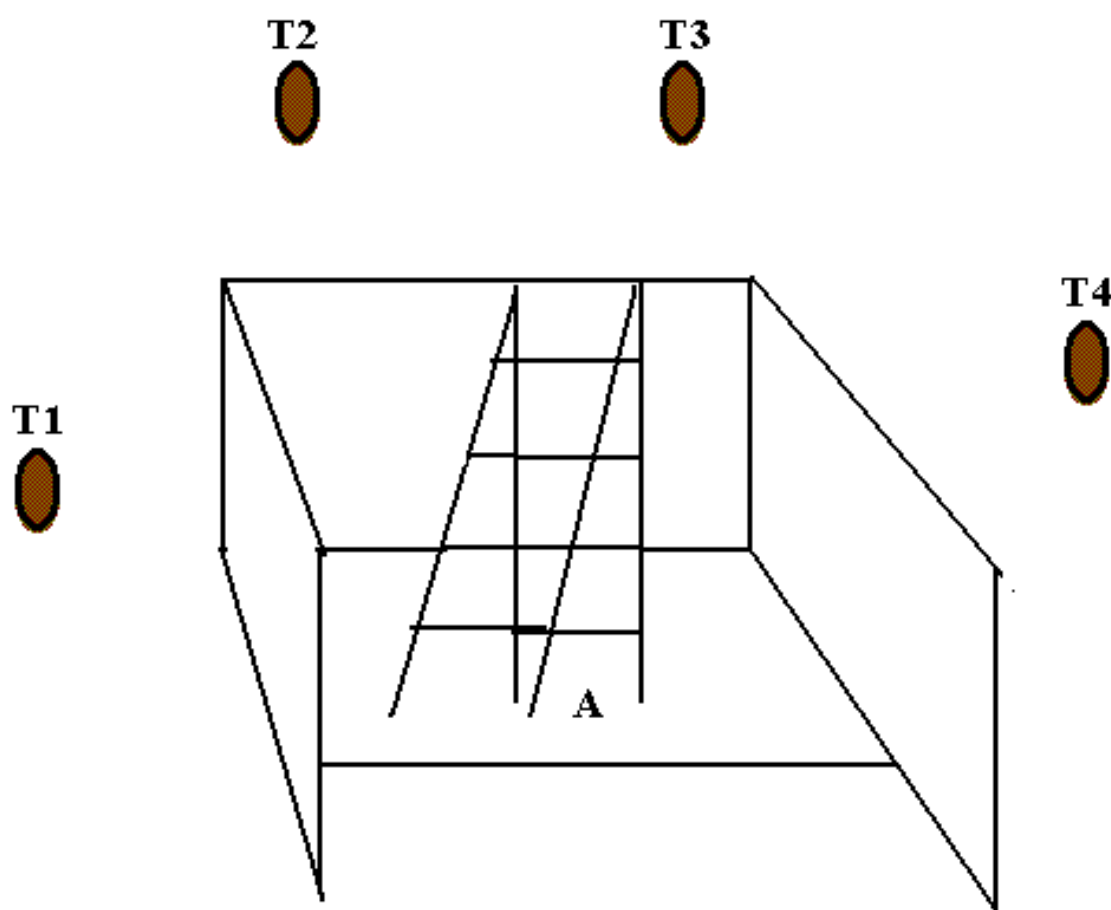
Stop: Last shot fired

Penalties: As per current IPSC rules



Stage Procedure: On signal shoot all targets from Area a as they become visible.

Scoring: Comstock
Targets: 4 IPSC
Possible Points: 40
Minimum Rounds: 8
Start Position: Kneeling on one knee at foot of step ladder tying shoelace with both hands. Gun loaded and holstered.
Start: On audible signal
Stop: Last shot fired
Penalties: As per current IPSC rules



Stage 11, Range 4**Rude Awakening**

Stage Procedure: On signal retrieve gun and shoot all targets from Area A.

Scoring: Comstock

Targets: 8 IPSC

Possible Points: 80

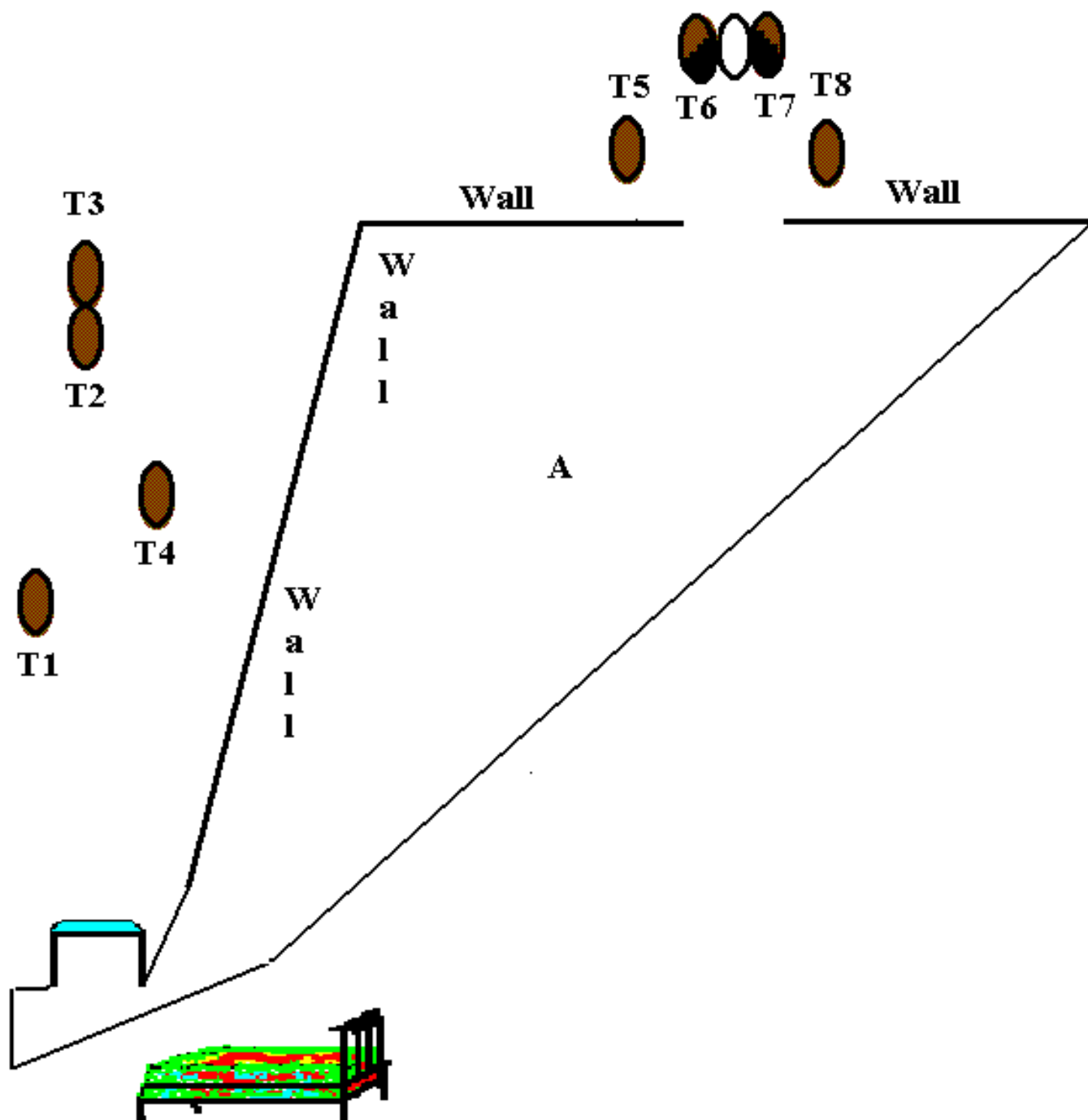
Minimum Rounds: 16

Start Position: Laying on back on bed, both legs and back on bed, arms crossed on chest. Gun on table in ready condition, extra mags on belt.

Start: On audible signal

Stop: Last shot fired

Penalties: As per current IPSC rules



Stage Procedure: On signal shoot all targets as they become visible from Area A.

Scoring: Comstock

Targets: 16 IPSC

Possible Points: 160

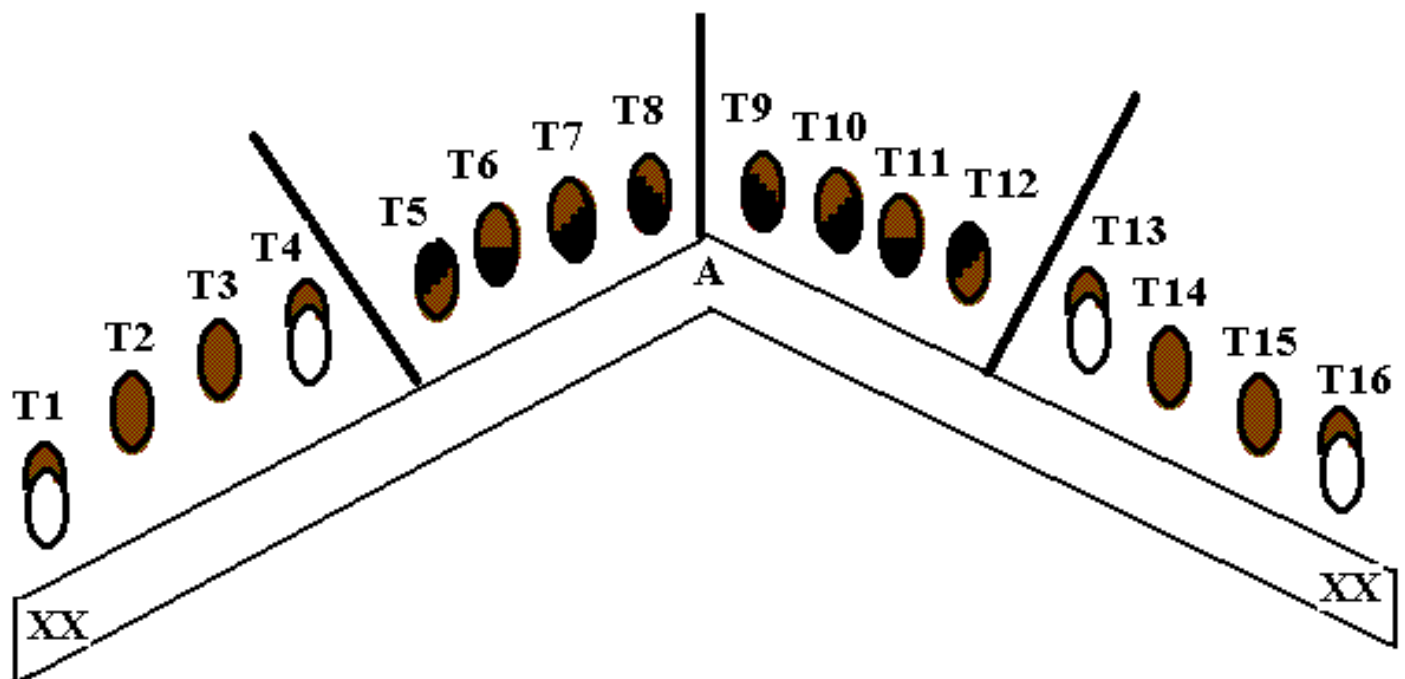
Minimum Rounds: 32

Start Position: Standing with heels on X's at either side of Area A, facing down range, hands at sides, gun loaded and holstered.

Start: On audible signal

Stop: Last shot fired

Penalties: As per current IPSC rules



Stage 13, Range 5**Shrimp and Clam Chowder**

Stage Procedure: On signal shoot from Area A.

Notes: T1 is a clamshell target activated by PP1 and will be partially visible at rest.

Scoring: Comstack

Targets: 6 Plates, 1 Popper, 1 IPSC

Possible Points: 45

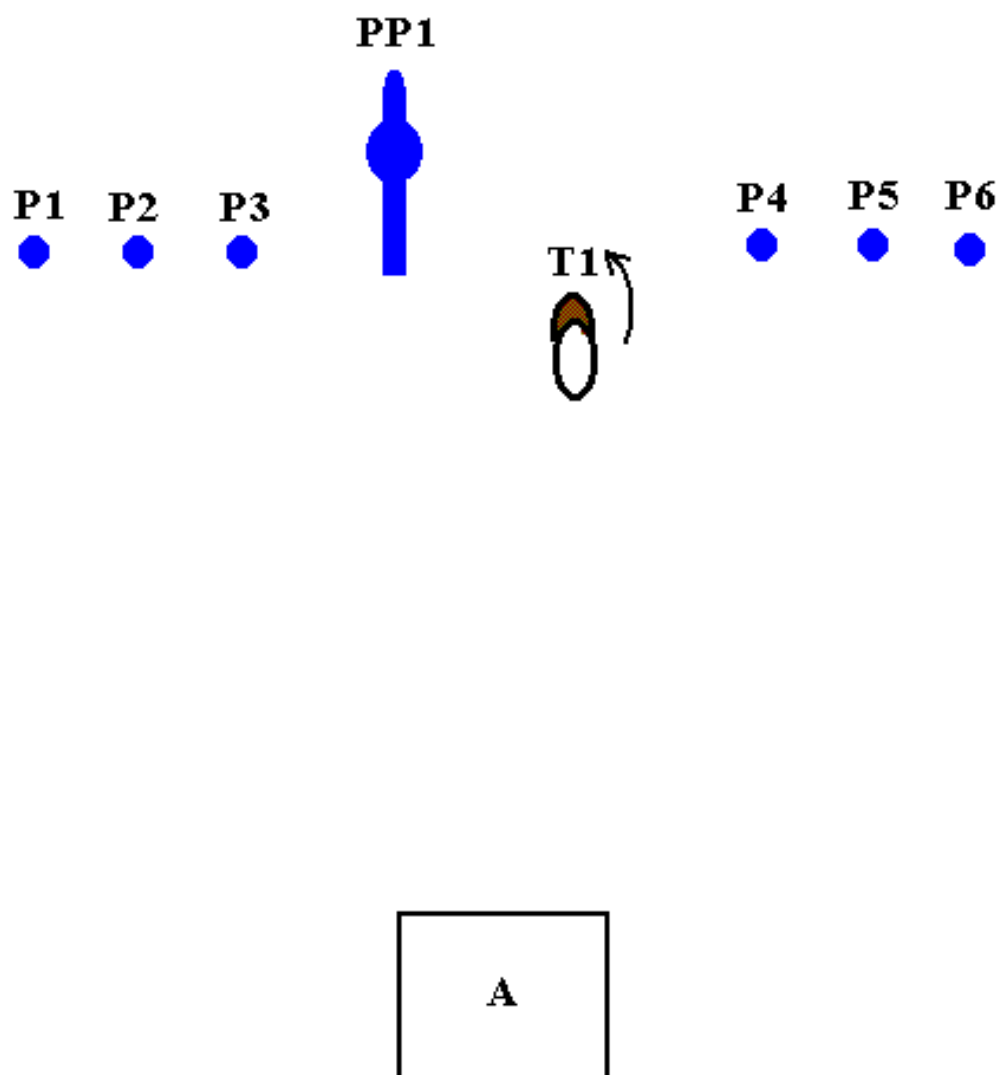
Minimum Rounds: 9

Start Position: Standing anywhere in Area A facing down range, hands clasped on top of head. Gun loaded and holstered.

Start: Audible signal

Stop: Last shot fired

Penalties: As per current IPSC rules





IPSC CLASSIFIER - STAGE: CLC-69

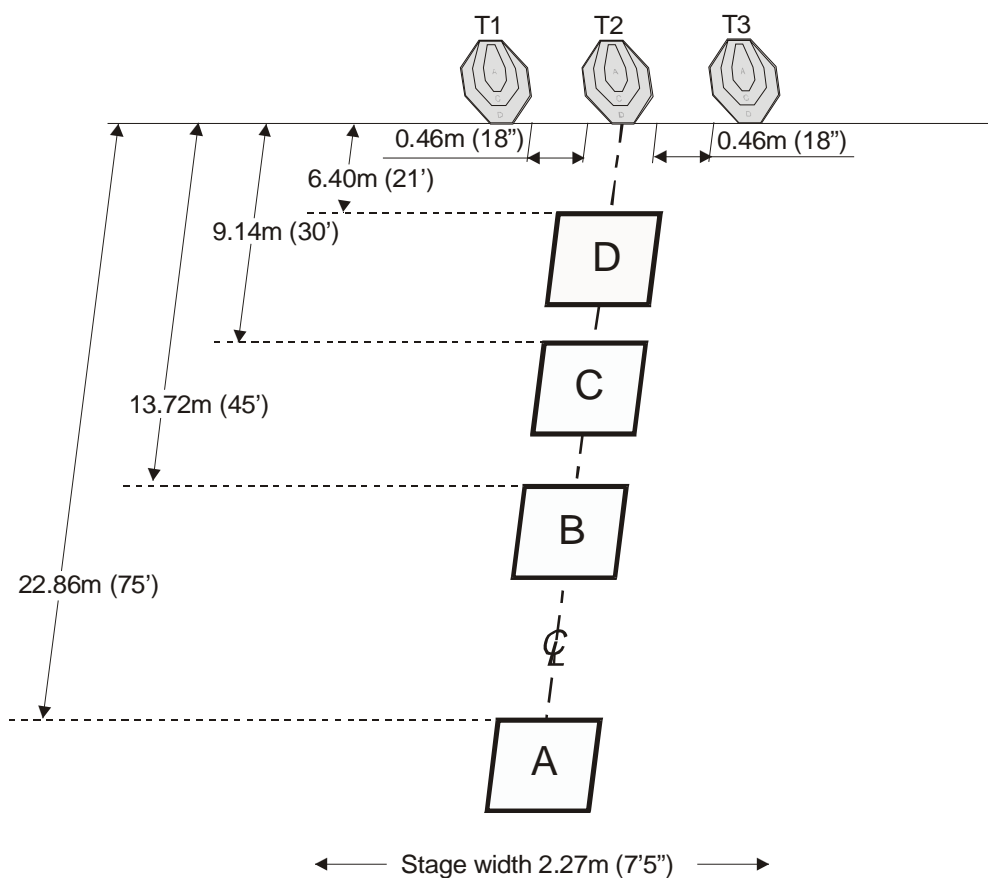
The International Practical Shooting Confederation - P.O. Box 972 Oakville, Ontario, Canada L6J 9Z9
Tel: (905) 849-6960 - fax: (905) 842-4323

Course of Fire Type: Long Classifier Stage

Stage Procedure:

On start signal, from Area A, shoot T1-T3 with minimum 2 rounds each, then make a mandatory reload and from Area B again shoot T1-T3 with minimum 2 rounds each, then make a mandatory reload and from Area C again shoot T1-T3 with minimum 2 rounds each, then make a mandatory reload and from Area D again shoot T1-T3 with minimum 2 rounds each. All rounds must be shot from inside the Areas. Both feet must be inside the Areas when shooting.

Scoring: Comstock
Targets: 3 Classic
Possible Points: 120
Minimum Rounds: 24
Start Position: Standing relaxed in shooting Area A, both arms hanging relaxed at sides.
Start: On audible signal
Stop: Last shot
Penalties: As per current edition IPSC rules



SETUP NOTES: Set paper targets to 1.52m (5 feet) to the top of the targets. All Areas are 0.92m (3') by 0.92m (3').

Stage Procedure: On signal shoot shoot T1 - T8 and PP1 from Area A as they become visible. Area A is the interior floor of the van behind the seats.

Scoring: Comstock
Targets: 8 IPSC, 1 Pepper Popper
Possible Points: 85
Minimum Rounds: 17
Start Position: Seated in driver's seated facing forward, right foot on gas pedal. Gun is unloaded and in box on table in back of van. All mags are on table. Both hands on steering wheel at 10:00 and 2:00 positions.
Start: Audible signal
Stop: Last shot fired
Penalties: As per current IPSC rules

